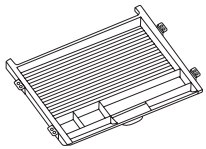
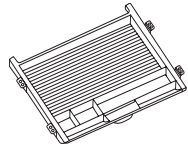

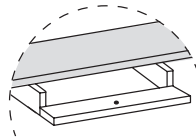
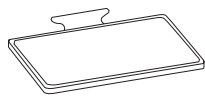
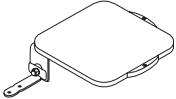
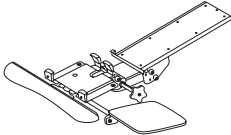
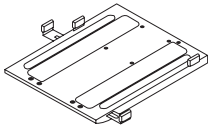
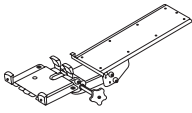
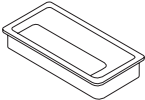
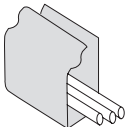
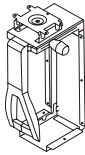


	model number	description	d	w	h	freight	net \$ zone 1	net \$ zone 2
	<b>CDP</b>	center drawer black plastic	19	24.3	1.8	class 100 cwt 5 lb cu ft 1	<b>62.77</b>	<b>65.83</b>
	<b>CDP-I</b>  <i>FACTORY INSTALLED</i>	center drawer black plastic  <i>CANNOT BE FACTORY INSTALLED IN BRIDGES, CORNER UNITS OR ANY TREK 2500 SURFACES. PLEASE SPECIFY UNIT ON WHICH TO BE INSTALLED.</i>					<b>62.77</b>	<b>65.83</b>
	<b>CDP-14</b>	center drawer black plastic for use with 20" units	17	14	1.8	class 100 cwt 5 lb cu ft 1	<b>62.77</b>	<b>65.83</b>
	<b>CDP-14-I</b>  <i>FACTORY INSTALLED</i>	center drawer black plastic for use with 20" units  <i>CANNOT BE FACTORY INSTALLED IN BRIDGES, CORNER UNITS OR ANY TREK 2500 SURFACES. PLEASE SPECIFY UNIT ON WHICH TO BE INSTALLED.</i>					<b>62.77</b>	<b>65.83</b>
	<b>CDA-24</b>	wood center drawer				class 100 cwt 8 lb cu ft 1	<b>88.79</b>	<b>95.68</b>
	<b>KBCD-I</b>  <i>FACTORY INSTALLED ONLY SPECIFY GROMMET LOCATION</i>	keyboard drawer with lock styled as center drawer with drop front drawer pulls out for keyboard use					<b>186.21</b>	<b>202.40</b>
	<b>KBP</b>	plastic keyboard platform <i>ARTICULATING KEYBOARD CONTROLS HEIGHT ADJUSTMENT FROM 26.5" - 29"</i>	11	23	1.25	class 100 cwt 10 lb cu ft .5	<b>120.17</b>	<b>133.19</b>
	<b>KBP-I</b>  <i>FACTORY INSTALLED</i>	plastic keyboard platform <i>ARTICULATING KEYBOARD CONTROLS HEIGHT ADJUSTMENT FROM 26.5" - 29"</i>  <i>CANNOT BE FACTORY INSTALLED IN BRIDGES, CORNER UNITS OR ANY TREK 2500 SURFACES. PLEASE SPECIFY UNIT ON WHICH TO BE INSTALLED</i>					<b>120.17</b>	<b>133.19</b>

accessories

accessories

	model number	description	d	w	h	freight	net \$ zone 1	net \$ zone 2
	<b>MT</b>	fold out and tilting mouse tray for right hand or left hand  <i>FOR USE WITH KBP, FIELD INSTALLATION ONLY</i>				class 100 cwt 5 lb cu ft .5	<b>57.03</b>	<b>62.00</b>
	<b>KBMT</b>	keyboard mechanism with clamp tray adjustable wrist rest and swivel mouse arm; black  <i>HEIGHT ADJUSTABLE FROM 26.5" TO 29"</i>				class 100 cwt 15 lb cu ft 1	<b>215.09</b>	<b>232.69</b>
	<b>KBMT-I</b>  <i>FACTORY INSTALLED</i>	keyboard mechanism with clamp tray adjustable wrist rest and swivel mouse arm; black  <i>HEIGHT ADJUSTABLE FROM 26.5" TO 29"</i>					<b>215.09</b>	<b>232.69</b>
	<b>LTKB</b>	lap top keyboard holder slides back into kneespace when lap top is closed; adjustable height and tilt; side clamps adjust to individual lap top size; black				class 100 cwt 10 lb cu ft .5	<b>188.68</b>	<b>203.99</b>
	<b>LTKB-I</b>  <i>FACTORY INSTALLED</i>	laptop keyboard holder slides back into kneespace when lap top is closed; adjustable height and tilt; side clamps adjust to individual lap top size; black					<b>188.68</b>	<b>203.99</b>
	<b>KBCM</b>	keyboard mechanism with articulating control mechanism clamps on to keyboard; eliminates the need for trays to hold keyboard; keyboard is mounted under work surface; black  <i>HEIGHT ADJUSTABLE FROM 26.5" TO 29"</i>	10	-	4.25	class 100 cwt 10 lb cu ft .5	<b>99.89</b>	<b>107.93</b>
	<b>KBCM-I</b>  <i>FACTORY INSTALLED</i>	keyboard mechanism with articulating control mechanism clamps on to keyboard; eliminates the need for trays to hold keyboard; keyboard is mounted under work surface; black  <i>HEIGHT ADJUSTABLE FROM 26.5" TO 29"</i>	10	-	4.25		<b>99.89</b>	<b>107.93</b>
	<b>RGS-I</b>  <i>FACTORY INSTALLED ONLY SPECIFY LOCATION</i>	rectangular grommet	4	2	-	<i>CAP REVEALS: 3.6 X 1.6 OPENING WITH A 3 X .75</i>	<b>49.68</b>	<b>49.68</b>
	<b>WMC-30</b>	wire/cable management conduit 2.25" x 1" black plastic wire/cable conduit; secures to kneespace or under tops with double sided tape; top opens for wires/cables to slip in and be concealed; customer can cut to length	-	30	-		<b>9.57</b>	<b>9.57</b>



**model number**  
**CPU**

**description**  
fixed mount CPU holder  
16 gauge steel for under top or panel  
side mount; black

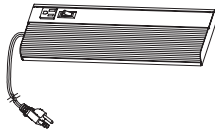
**d w h**  
*VERTICAL STORAGE:*  
15 - 24"  
*HORIZONTAL  
ADJUSTMENT:*  
3 - 9"

**freight**  
class 100  
cwt 15 lb  
cu ft 1

**net \$ zone 1**  
**132.04**

**net \$ zone 2**  
**132.04**

*FIELD INSTALLED ONLY*



**TL24**

**task light**  
for use with overhead storage units

7 24 2

class 100  
cwt 11 lb  
cu ft 1

**160.40**

**115.96**

*FIELD INSTALLED ONLY*



**PSU**

personal storage units  
universal style  
horizontal or vertical positioning

12 15.5 21.75

class 125  
cwt 20 lb  
cu ft 2

**215.09**

**231.93**



**USU72-I**

underside paper storage unit  
mounts under overhead cabinet  
four storage compartments; does not  
prevent the use of task lights or tack  
boards; not available on wall mount  
units

15.5 70 4

**158.06**

**170.31**

*FACTORY INSTALLED ONLY*



**USU66-I**

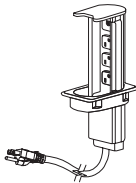
underside paper storage unit  
mounts under overhead cabinet  
four storage compartments; does not  
prevent the use of task lights or tack  
boards; not available on wall mount  
units

15.5 64 4

**158.06**

**170.31**

*FACTORY INSTALLED ONLY*



**PPM**

pop-up power supply management.  
three 10 amp circuit breaker simplex  
outlets; black

6 FOOT POWER CORD

**140.46**

**140.46**

**PPM-I**

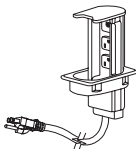
pop-up power supply management.  
three 10 amp circuit breaker simplex  
outlets; one adapter face plate; black

6 FOOT POWER CORD

**140.46**

**140.46**

*FACTORY INSTALLED  
PLEASE SPECIFY LOCATION*



**PPC**

pop-up power supply management.  
two 10 amp circuit breaker simplex  
outlets; one adapter face plate; one  
voice/data adapter kit to accept  
voice/data couplers and jacks (sold  
separately) separates power and data;  
black

6 FOOT POWER CORD

**140.46**

**140.46**

**PPC-I**

pop-up power supply management.  
two 10 amp circuit breaker simplex  
outlets; one adapter face plate; one  
voice/data adapter kit to accept  
voice/data couplers and jacks (sold  
separately) separates power and data;  
black

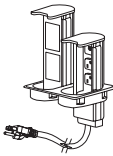
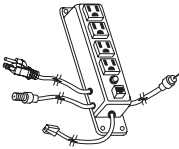
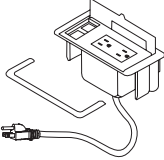
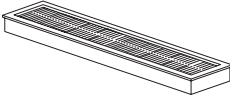
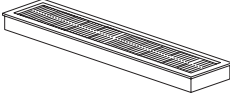
6 FOOT POWER CORD

**140.46**

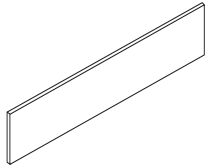
**140.46**

*FACTORY INSTALLED  
PLEASE SPECIFY LOCATION*

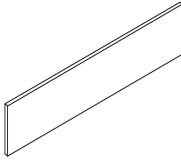
accessories

	model number	description	d	w	h	freight	net \$ zone 1	net \$ zone 2
	<b>PCC</b>	pop-up power and communications center. three 15 amp simplex outlets; two adapter face plates; two voice/data adapter kit to accept voice/data couplers and jacks (sold separately) 10 amp circuit breaker; black	6				158.06	158.06
	<b>PCC-I</b>  <i>FACTORY INSTALLED</i> <i>PLEASE SPECIFY LOCATION</i>	pop-up power and communications center. three 15 amp simplex outlets; two adapter face plates; two voice/data adapter kit to accept voice/data couplers and jacks (sold separately) 10 amp circuit breaker; black	6				158.06	158.06
	<b>PCH</b>  <i>UL NETED</i> <i>CSD CERTIFIED</i> <i>FIELD INSTALLED ONLY</i>	power communications harness mounts in any knee-well or any panel 13 amp circuit breaker; 120 volt, 60 hz, 13 amp ratings; 10' power cord; 105 c; 16/3 13 amp; 14' telephone hook up for phone; modem or fax; black					84.20	84.20
	<b>FPM</b>	flip-up power management with two simplex outlets and two RJ45 outlets; black					171.08	171.08
	<b>FPM-I</b>  <i>FACTORY INSTALLED</i> <i>PLEASE SPECIFY LOCATION</i>	flip-up power management with two simplex outlets and two RJ45 outlets; black					171.08	171.08
	<b>BRKIT1</b>	18" brush wire management grommet					163.42	163.42
	<b>BRKIT1-I</b>  <i>FACTORY INSTALLED</i> <i>PLEASE SPECIFY LOCATION</i>	18" brush wire management grommet					163.42	163.42
	<b>BRKIT2</b>	two 18" brush wire management grommets					313.45	313.45
	<b>BRKIT2-I</b>  <i>FACTORY INSTALLED</i> <i>PLEASE SPECIFY LOCATION</i>	two 18" brush wire management grommets					313.45	313.45

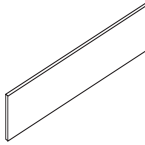
accessories



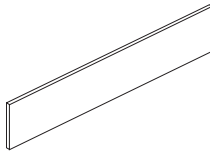
model number	description	d	w	h	freight	net \$ zone 1	net \$ zone 2
<b>WMTB-72 - _ - _</b>	72" wide wall mount bulletin board tackboard; wood frame with khaki color fabric standard please specify edge option <i>SEE PAGES 372-374 FOR ADDITIONAL FABRIC OPTIONS</i>	1.25	72	18.5	class 125 cwt 15 lb cu ft 1  <i>COM YARDAGE: 2.5 YARDS</i>	Gr 1 <b>213.07</b> Gr 2 <b>215.28</b> Gr 3 <b>222.27</b> Gr 4 <b>224.85</b> Gr 5 <b>229.26</b> Gr 6 <b>232.58</b> Gr 7 <b>236.26</b>	Gr 1 <b>230.00</b> Gr 2 <b>232.58</b> Gr 3 <b>239.94</b> Gr 4 <b>242.88</b> Gr 5 <b>247.66</b> Gr 6 <b>251.34</b> Gr 7 <b>255.02</b>



<b>WMTB-66 - _ - _</b>	66" wide wall mount bulletin board tackboard; wood frame with khaki color fabric standard please specify edge option <i>SEE PAGES 372-374 FOR ADDITIONAL FABRIC OPTIONS</i>	1.25	66	18.5	class 125 cwt 15 lb cu ft 1  <i>COM YARDAGE: 2 YARDS</i>	Gr 1 <b>206.45</b> Gr 2 <b>208.29</b> Gr 3 <b>213.81</b> Gr 4 <b>216.02</b> Gr 5 <b>219.33</b> Gr 6 <b>221.90</b> Gr 7 <b>224.85</b>	Gr 1 <b>223.01</b> Gr 2 <b>224.85</b> Gr 3 <b>230.74</b> Gr 4 <b>233.31</b> Gr 5 <b>236.99</b> Gr 6 <b>239.94</b> Gr 7 <b>242.88</b>
------------------------	---	------	----	------	--	--	--



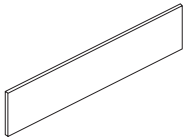
<b>WMTB-48 - _ - _</b>	48" wide wall mount bulletin board tackboard; wood frame with khaki color fabric standard please specify edge option <i>SEE PAGES 372-374 FOR ADDITIONAL FABRIC OPTIONS</i>	1.25	48	18.5	class 125 cwt 15 lb cu ft 1  <i>COM YARDAGE: 1.5 YARDS</i>	Gr 1 <b>186.58</b> Gr 2 <b>188.05</b> Gr 3 <b>192.10</b> Gr 4 <b>193.94</b> Gr 5 <b>196.51</b> Gr 6 <b>198.35</b> Gr 7 <b>200.56</b>	Gr 1 <b>201.66</b> Gr 2 <b>203.14</b> Gr 3 <b>207.55</b> Gr 4 <b>209.39</b> Gr 5 <b>211.97</b> Gr 6 <b>214.18</b> Gr 7 <b>216.75</b>
------------------------	---	------	----	------	--	--	--



<b>TB72 - _</b>	72" wide tack board khaki color fabric standard use with overhead storage units  <i>SEE PAGES 372-374 FOR ADDITIONAL FABRIC OPTIONS</i>	.75	72	16	class 100 cwt 5 lb cu ft 1  <i>COM YARDAGE: 2.5 YARDS</i>	Gr 1 <b>123.28</b> Gr 2 <b>125.86</b> Gr 3 <b>132.48</b> Gr 4 <b>135.42</b> Gr 5 <b>139.47</b> Gr 6 <b>143.15</b> Gr 7 <b>146.46</b>	Gr 1 <b>133.22</b> Gr 2 <b>135.79</b> Gr 3 <b>143.15</b> Gr 4 <b>146.10</b> Gr 5 <b>150.88</b> Gr 6 <b>154.56</b> Gr 7 <b>158.24</b>
-----------------	---	-----	----	----	---	--	--

<b>TB72-I - _</b>  <i>FACTORY INSTALLED</i>	72" wide tack board khaki color fabric standard use with overhead storage units  <i>SEE PAGES 372-374 FOR ADDITIONAL FABRIC OPTIONS</i>	.75	72	16	class 100 cwt 5 lb cu ft 1  <i>COM YARDAGE: 2.5 YARDS</i>	Gr 1 <b>123.28</b> Gr 2 <b>125.86</b> Gr 3 <b>132.48</b> Gr 4 <b>135.42</b> Gr 5 <b>139.47</b> Gr 6 <b>143.15</b> Gr 7 <b>146.46</b>	Gr 1 <b>133.22</b> Gr 2 <b>135.79</b> Gr 3 <b>143.15</b> Gr 4 <b>146.10</b> Gr 5 <b>150.88</b> Gr 6 <b>154.56</b> Gr 7 <b>158.24</b>
---	---	-----	----	----	---	--	--

<b>TB72-WM - _</b>	72" wide tack board khaki color fabric standard use when mounting directly to a wall  <i>SEE PAGES 372-374 FOR ADDITIONAL FABRIC OPTIONS</i>	.75	72	16	class 100 cwt 5 lb cu ft 1  <i>COM YARDAGE: 2.5 YARDS</i>	Gr 1 <b>123.28</b> Gr 2 <b>125.86</b> Gr 3 <b>132.48</b> Gr 4 <b>135.42</b> Gr 5 <b>139.47</b> Gr 6 <b>143.15</b> Gr 7 <b>146.46</b>	Gr 1 <b>133.22</b> Gr 2 <b>135.79</b> Gr 3 <b>143.15</b> Gr 4 <b>146.10</b> Gr 5 <b>150.88</b> Gr 6 <b>154.56</b> Gr 7 <b>158.24</b>
--------------------	--	-----	----	----	---	--	--



<b>TB66 - _</b>	66" wide tack board khaki color fabric standard use with overhead storage units  <i>SEE PAGES 372-374 FOR ADDITIONAL FABRIC OPTIONS</i>	.75	66	16	class 100 cwt 5 lb cu ft 1  <i>COM YARDAGE: 2 YARDS</i>	Gr 1 <b>116.66</b> Gr 2 <b>118.50</b> Gr 3 <b>124.02</b> Gr 4 <b>126.22</b> Gr 5 <b>129.54</b> Gr 6 <b>132.48</b> Gr 7 <b>135.06</b>	Gr 1 <b>125.86</b> Gr 2 <b>128.06</b> Gr 3 <b>133.95</b> Gr 4 <b>136.16</b> Gr 5 <b>139.84</b> Gr 6 <b>142.78</b> Gr 7 <b>145.73</b>
-----------------	---	-----	----	----	---	--	--

<b>TB66-I - _</b>  <i>FACTORY INSTALLED</i>	66" wide tack board khaki color fabric standard use with overhead storage units  <i>SEE PAGES 372-374 FOR ADDITIONAL FABRIC OPTIONS</i>	.75	66	16	class 100 cwt 5 lb cu ft 1  <i>COM YARDAGE: 2 YARDS</i>	Gr 1 <b>116.66</b> Gr 2 <b>118.50</b> Gr 3 <b>124.02</b> Gr 4 <b>126.22</b> Gr 5 <b>129.54</b> Gr 6 <b>132.48</b> Gr 7 <b>135.06</b>	Gr 1 <b>125.86</b> Gr 2 <b>128.06</b> Gr 3 <b>133.95</b> Gr 4 <b>136.16</b> Gr 5 <b>139.84</b> Gr 6 <b>142.78</b> Gr 7 <b>145.73</b>
---	---	-----	----	----	---	--	--

<b>TB66-WM - _</b>	66" wide tack board khaki color fabric standard use when mounting directly to a wall  <i>SEE PAGES 372-374 FOR ADDITIONAL FABRIC OPTIONS</i>	.75	66	16	class 100 cwt 5 lb cu ft 1  <i>COM YARDAGE: 2 YARDS</i>	Gr 1 <b>116.66</b> Gr 2 <b>118.50</b> Gr 3 <b>124.02</b> Gr 4 <b>126.22</b> Gr 5 <b>129.54</b> Gr 6 <b>132.48</b> Gr 7 <b>135.06</b>	Gr 1 <b>125.86</b> Gr 2 <b>128.06</b> Gr 3 <b>133.95</b> Gr 4 <b>136.16</b> Gr 5 <b>139.84</b> Gr 6 <b>142.78</b> Gr 7 <b>145.73</b>
--------------------	--	-----	----	----	---	--	--

